


# Tom Dixon.



**.Tom  
Dixon.**



## New collection

- |    |         |    |      |
|----|---------|----|------|
| 6  | Y Chair | 24 | Bell |
| 10 | Gem     | 28 | Etch |
| 14 | Flask   | 32 | Fan  |
| 18 | Spun    | 34 | Base |
| 20 | Cell    |    |      |


## Products

- |    |            |    |                |     |                |
|----|------------|----|----------------|-----|----------------|
| 38 | Collection | 70 | Jack           | 99  | Roll           |
| 44 | Ball       | 71 | Lean           | 100 | Scoop          |
| 45 | Base       | 72 | Lustre         | 101 | Screw          |
| 49 | Beat       | 75 | Mirror         | 102 | Slab           |
| 54 | Bell       | 78 | Pendant System | 105 | Spun           |
| 55 | Blow       | 80 | Pipe           | 107 | Tube           |
| 56 | Cell       | 81 | Pressed Glass  | 108 | Wingback       |
| 58 | Copper     | 83 | Step           | 110 | Y Chair        |
| 60 | Etch       | 84 | Void           | 112 | Aluminium Knob |
| 62 | Fat        | 86 | Drum           | 113 | Beat Vessels   |
| 63 | Felt       | 87 | Fan            | 114 | Etch           |
| 64 | Fin        | 91 | Flash          | 115 | Glass Knob     |
| 66 | Flask      | 92 | Gem            | 116 | Spin           |
| 67 | Gem        | 94 | Offcut         |     |                |
| 69 | Glass      | 95 | Peg            |     |                |

## Projects

- |     |                              |     |                             |     |               |
|-----|------------------------------|-----|-----------------------------|-----|---------------|
| 121 | Beat / Glass / Mirror / Slab | 133 | Wingback                    | 145 | Slab          |
| 122 | Slab / Etch                  | 134 | Beat                        | 146 | Slab          |
| 123 | Etch / Slab                  | 135 | Copper / Slab / Step / Void | 147 | Slab          |
| 124 | Beat                         | 136 | Void                        | 148 | Pressed Glass |
| 125 | Wingback                     | 138 | Beat                        | 149 | Peg           |
| 126 | Beat                         | 139 | Void                        | 150 | Copper        |
| 128 | Scoop                        | 140 | Slab                        | 151 | Mirror        |
| 129 | Etch                         | 142 | Peg / Etch                  |     |               |
| 130 | Slab                         | 143 | Mirror                      |     |               |
| 132 | Wingback                     | 144 | Mirror / Peg                |     |               |

- |     |              |
|-----|--------------|
| 152 | Index        |
| 154 | Distribution |
| 154 | Credits      |



**New collection**

# Y Chair

→ p.110





# Gem

→ pp. 67, 91







# Flask

→ p. 66





# Spun

→ p.105



# Cell

→ p. 56





# Bell


→ p. 54





# Etch

→ p. 60







# Fan


→p.87



# Base

→p.45






**Products**

# Collection

## Lighting




44

Ball




45/47

Base Wall Light




59

Copper Shade Floor



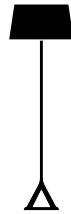
59

Copper Shade



60

Ech Light Web Stainless Steel



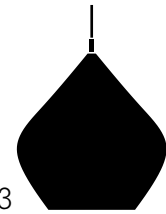
46/48

Base Floor Light



46/48

Base Table Light



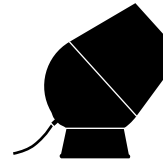
49/50/53

Beat Light Stout



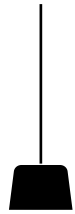
61

Etch Shade




62

Fat Spot



63

Felt Shade



49/51/52

Beat Light Wide



50/51/52

Beat Light Fat



50/51/53

Beat Light Tall



63

Felt Floor



64

Fin Light Round



65

Fin Light Obround



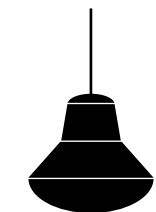
54

Bell Table Light



54

Bell Floor Light



55

Blow Light Copper



65

Fin Table Light



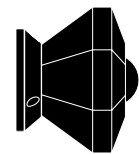
66

Flask Pendant



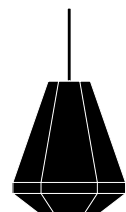
67

Gem Tall Pendant



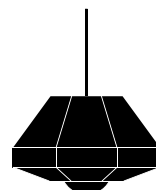
56

Cell Wall Light



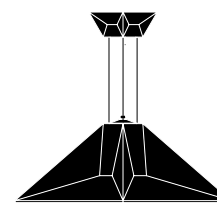
57

Cell Tall Pendant



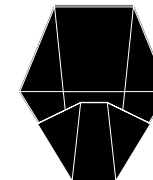
57

Cell Short Pendant



68

Gem Wide Pendant




68

Gem Wall Light




69

Glass Light Bead




58

Bronze Copper Shade Floor



58

Bronze Copper Shade




59

Copper Shade 25



69

Glass Light Top



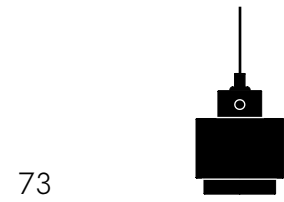
70

Jack Light



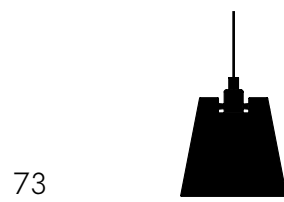
71

Lean Table Light



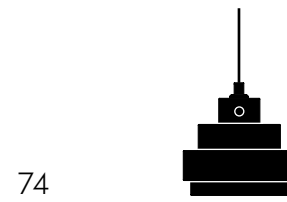
73

Lustre Light Round



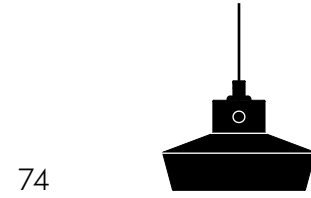
73

Lustre Light Wedge




74

Lustre Light Square




74

Lustre Light Flat



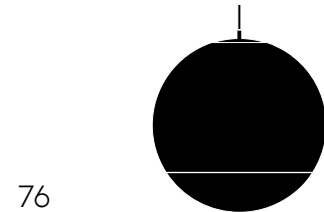
75

Mirror Ball Floor 50 cm



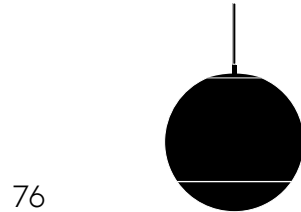
75

Mirror Ball Floor 40 cm



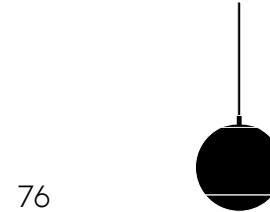
76

Mirror Ball 50 cm



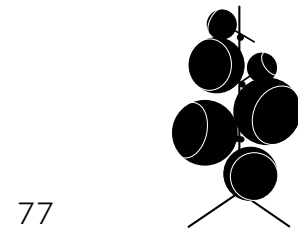
76

Mirror Ball 40 cm




76

Mini Ball 25 cm



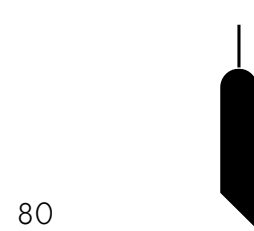
77

Light Tripod Stand



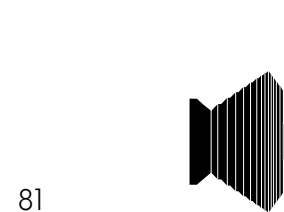
78

Pendant System



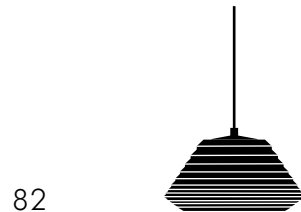
80

Pipe Light



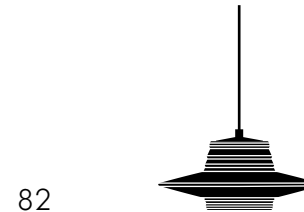
81

Pressed Glass Light Bowl Wall



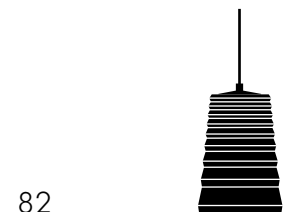
82

Pressed Glass Light Bowl



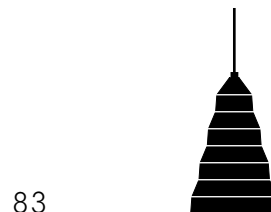
82

Pressed Glass Light Lens



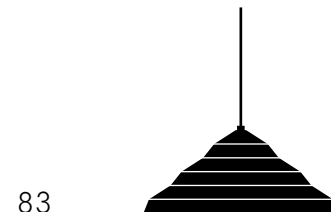
82

Pressed Glass Light Tube




83

Step Light Tall



83

Step Light Fat



84


Void Light



85

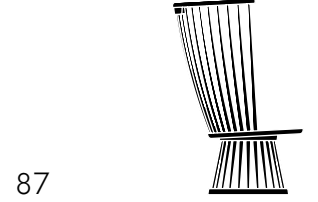
Void Light Mini

## Furniture



86

Drum Stool



87

Fan Chair



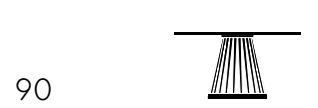
88

Fan Dining Chair



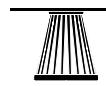
89

Fan Stool



90

Screw Table Top Large  
Fan Base Black



90

Screw Table Top Small  
Fan Base Natural Oak



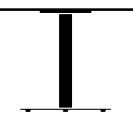
91

Flash Table Rectangle



91

Flash Table Square



91

Flash Table Circle



92

Gem Mirror Small



92

Gem Mirror Medium



93

Gem Mirror Long



93

Gem Table Low



93

Gem Table Side




94

Offcut Stool



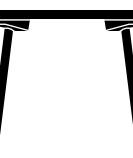
95

Peg Bar Stool



95

Peg Lounge Chair



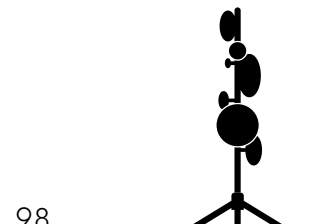
96

Peg Table



97

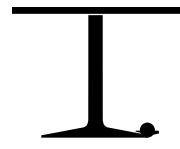
Peg Chair



98

Peg Coat Stand

99



Roll Table

100



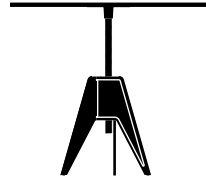
Scoop Chair High

100



Scoop Chair Low

101



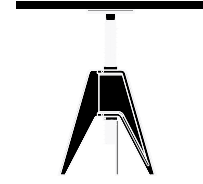
Screw Table Large

101



Screw Table Small

101



Birch Small Round Top Screw Base

102



Slab Bar Stool

103



Slab Chair

104



Slab Dining Table

106



Spun Table Short

106



Spun Table Tall

106



Spun Champagne Bucket

107



Screw Table Top Large Tube Base Brass

108



Wingback Chair

108



Wingback Footstool

109



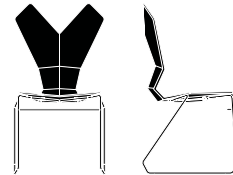
Wingback Sofa 2 Seater

109



Wingback Sofa 3 Seater

110



Y Chair

## Accessories

112



Aluminium Knob

113



Beat Vessel Tall

113



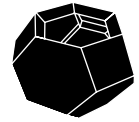
Beat Vessel Drop

113



Beat Vessel Top

114



Etch Tea Light Holder

115



Glass Knob Small

115



Glass Knob Large

116



Spin Table Candelabra

# Ball



A giant pendant formed from 12 black anodised aluminium panels, punched, folded and assembled into shape. Measuring 1.2m in width, the light source comes from a 50cm opal shade suspended in the centre of the ball.

## Material

Aluminium, polycarbonate sphere

## Colour

● Black


## Ball

BALL01UK Ball UK  
BALL01US Ball US

## Dimensions

Ø 120 cm / 47.2 in  
H 120 cm / 47.2 in

Clear cable (250 cm / 98 in)  
Chrome ceiling rose (Ø 11.5 cm / 4.5 in)  
Tensile wires × 3 (300 cm / 118 in)



# Base



The Base collection combines a smooth-finished shade with a matt-textured cast iron base. Available in brass or copper-plated steel as a wall, floor or table light.

## Material

Cast iron, spun brass, copper-plated steel

## Colour

● Copper  
● Brass  
● Black



## Base Wall Light Copper

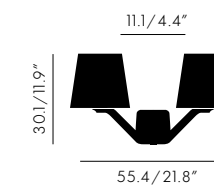
BSS03C-WEUM Base Copper Wall EU  
BSS03C-WUSM Base Copper Wall US

## Dimensions

Ø (shade) 20 cm / 10.6 in  
W 55.4 cm / 21.8 in  
H 30.1 cm / 11.9 in

## Electrics

EU/UK - 2 x 18 W (max 40W) E14 clear bulb incl.  
US - 2 x 25 W G16.5 clear incandescent bulb incl.







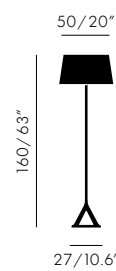
**Base Floor Light Copper**

BSS02C-FEUM Base Copper Floor EU  
 BSS02C-FEUS Base Copper Floor US

Dimensions  
 Ø 50 cm / 20 in  
 H 160 cm / 63 in  
 W 27 cm / 10.6 in

Electrics  
 EU/UK – 42 W (max 100 W) E27 halogen bulb incl.  
 US – 60 W (max 100 W) A19 clear incandescent bulb incl.

Black fabric cable (300 cm / 118 in) with foot switch



**Base Table Light Copper**

BSS01C-TEUM Base Copper Table EU  
 BSS01C-TUSM Base Copper Table US

Dimensions  
 Ø (shade) 27 cm / 10.6 in  
 Ø (base) 15 cm / 5.9 in  
 H 39 cm / 15.5 in

Electrics  
 EU/UK – 18 W (max 40 W) E14 clear bulb incl.  
 US – 25 W (max 60 W) G16.5 clear incandescent bulb incl.

Black fabric cable (300 cm / 118 in) with inline switch

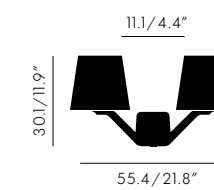


**Base Wall Light Brass**

BSS03-WEUM Base Brass Wall EU  
 BSS03-WUSM Base Brass Wall US

Dimensions  
 Ø (shade) 20 cm / 10.6 in  
 W 55.4 cm / 21.8 in  
 H 30.1 cm / 11.9 in

Electrics  
 EU/UK – 2 x 18 W (max 40 W) E14 clear bulb incl.  
 US – 2 x 25 W G16.5 clear incandescent bulb incl.





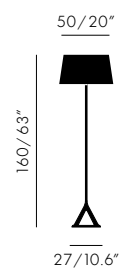
### Base Floor Light Brass

BSS02-FEUM Base Brass Floor EU  
BSS02-FUSM Base Brass Floor US

Dimensions  
Ø 50 cm / 20 in  
H 160 cm / 63 in  
W 27 cm / 10.6 in

Electrics  
EU / UK – 42 W (max 100 W) E27 halogen bulb incl.  
US – 60 W (max 100 W) A19 clear incandescent bulb incl.

Black fabric cable (300 cm / 118 in) with foot switch



### Base Table Light Brass

BSS01-TEUM Base Brass Table EU  
BSS01-TUSM Base Brass Table US

Dimensions  
Ø (shade) 27 cm / 10.6 in  
Ø (base) 15 cm / 5.9 in  
H 39 cm / 15.5 in

Electrics  
EU / UK – 18 W (max 40 W) E14 clear bulb incl.  
US – 25 W (max 60 W) G16.5 clear incandescent bulb incl.

Black fabric cable (300 cm / 118 in) with inline switch



# Beat



A series of pendant lights in four distinctive shapes: Stout, Wide, Fat and Tall. Inspired by traditional water vessels and available in three finishes all with a warm golden interior of beaten brass.

Material  
Spun brass, black powder-coat, white polyurethane lacquer

Colour  
● Black  
● Brass  
○ White


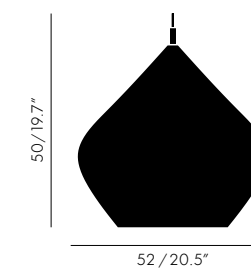
### Beat Light Stout

BLS04B-PEUM1 Beat Stout Black Pendant EU  
BLS04B-PUSM1 Beat Stout Black Pendant US

Dimensions  
Ø 52 cm / 20.5 in  
H 50 cm / 19.7 in

Electrics  
EU / UK – 42 W E27 halogen bulb incl.  
US – 60 W G30 globe bulb incl.

Black braided cable (250 cm / 98 in)  
Black metal ceiling rose (Ø 12.5 cm / 4.9 in)  
Tensile wire



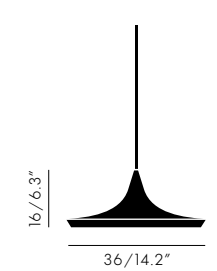
### Beat Light Wide


BLS01-PEUM Beat Wide Black Pendant EU  
BLS01-PUSM Beat Wide Black Pendant US

Dimensions  
Ø 36 cm / 14.2 in  
H 16 cm / 6.3 in

Electrics  
EU / UK – 33 W (max) G9 clear halogen bulb incl.  
US – 25 W (max) G9 frosted halogen bulb incl.

Black braided cable (250 cm / 98 in)  
Black metal ceiling rose (Ø 12.5 cm / 4.9 in)





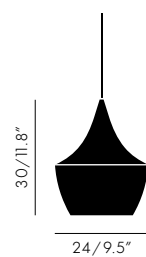
### Beat Light Fat

BLS02-PEUM Beat Fat Black Pendant EU  
BLS02-PUSM Beat Fat Black Pendant US

Dimensions  
Ø 24 cm / 9.5 in  
H 30 cm / 11.8 in

Electrics  
EU/UK – 33W (max) G9 clear halogen bulb incl.  
US – 25W (max) G9 frosted halogen bulb incl.

Black braided cable (250 cm / 98 in)  
Black metal ceiling rose (Ø 12.5 cm / 4.9 in)



### Beat Light Tall

BLS03-PEUM Beat Tall Black Pendant EU  
BLS03-PUSM Beat Tall Black Pendant US

Dimensions  
Ø 19 cm / 7.5 in  
H 36 cm / 14.2 in

Electrics  
EU/UK – 33W (max) G9 clear halogen bulb incl.  
US – 25W (max) G9 frosted halogen bulb incl.

Black braided cable (250 cm / 98 in)  
Black metal ceiling rose (Ø 12.5 cm / 4.9 in)



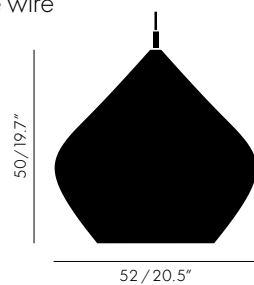
### Beat Light Stout White

BLS04WH-PEUM Beat Stout White Pendant EU  
BLS04WH-PUSM Beat Stout White Pendant US

Dimensions  
Ø 52 cm / 20.5 in  
H 50 cm / 19.7 in

Electrics  
EU/UK – 42W (max 100W) E27 clear halogen bulb incl.  
US – 60W (max 100W) G30 white bulb incl.

White plastic cable (250 cm / 98 in)  
White metal ceiling rose (Ø 12.5 cm / 4.9 in)  
Tensile wire



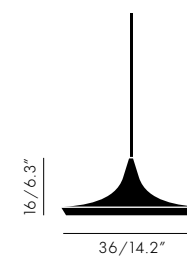
### Beat Light Wide White

BLS01WH-PEUM Beat Wide White Pendant EU  
BLS01WH-PUSM Beat Wide White Pendant US

Dimensions  
Ø 36 cm / 14.2 in  
H 16 cm / 6.3 in

Electrics  
EU/UK – 33W (max) G9 clear halogen bulb incl.  
US – 25W (max) G9 frosted halogen bulb incl.

White plastic cable (250 cm / 98 in)  
White metal ceiling rose (Ø 12.5 cm / 4.9 in)




### Beat Light Fat White

BLS02WH-PEUM Beat Fat White Pendant EU  
BLS02WH-PUSM Beat Fat White Pendant US

Dimensions  
Ø 24 cm / 9.5 in  
H 30 cm / 11.8 in

Electrics  
EU/UK – 33W (max) G9 clear halogen bulb incl.  
US – 25W (max) G9 frosted halogen bulb incl.

White plastic cable (250 cm / 98 in)  
White metal ceiling rose (Ø 12.5 cm / 4.9 in)



### Beat Light Tall White


BLS03WH-PEUM Beat Tall White Pendant EU  
BLS03WH-PUSM Beat Tall White Pendant US

Dimensions  
Ø 19 cm / 7.5 in  
H 36 cm / 14.2 in

Electrics  
EU/UK – 33W (max) G9 clear halogen bulb incl.  
US – 25W (max) G9 frosted halogen bulb incl.

White plastic cable (250 cm / 98 in)  
White metal ceiling rose (Ø 12.5 cm / 4.9 in)





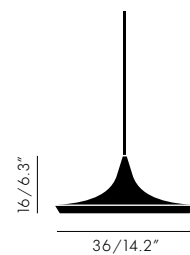
**Beat Wide Brushed Brass**

BLS01B-PEUM Beat Wide Brushed Brass Pendant EU  
 BLS01B-PUSM Beat Wide Brushed Brass Pendant US

Dimensions  
 Ø 36 cm / 14.2 in  
 H 16 cm / 6.3 in

Electrics  
 EU/UK – 33W (max) G9 clear halogen bulb incl.  
 US – 25W (max) G9 frosted halogen bulb incl.

Black braided cable (250 cm / 98 in)  
 Black metal ceiling rose (Ø 12.5 cm / 4.9 in)



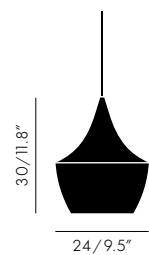
**Beat Fat Brushed Brass**

BLS02B-PEUM Beat Fat Brushed Brass Pendant EU  
 BLS02B-PUSM Beat Fat Brushed Brass Pendant US

Dimensions  
 Ø 24 cm / 9.5 in  
 H 30 cm / 11.8 in

Electrics  
 EU/UK – 33W (max) G9 clear halogen bulb incl.  
 US – 25W (max) G9 frosted halogen bulb incl.

Black braided cable (250 cm / 98 in)  
 Black metal ceiling rose (Ø 12.5 cm / 4.9 in)



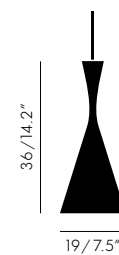
**Beat Tall Brushed Brass**

BLS03B-PEUM Beat Tall Brushed Brass Pendant EU  
 BLS03B-PUSM Beat Tall Brushed Brass Pendant US

Dimensions  
 Ø 19 cm / 7.5 in  
 H 36 cm / 14.2 in

Electrics  
 EU/UK – 33W (max) G9 clear halogen bulb incl.  
 US – 25W (max) G9 frosted halogen bulb incl.

Black braided cable (250 cm / 98 in)  
 Black metal ceiling rose (Ø 12.5 cm / 4.9 in)



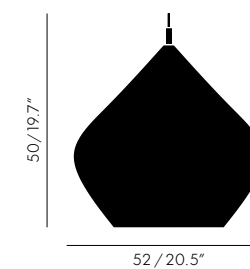
**Beat Stout Brushed Brass**

BLS04B-PEUM Beat Stout Brushed Brass Pendant EU  
 BLS04B-PUSM Beat Stout Brushed Brass Pendant US

Dimensions  
 Ø 52 cm / 20.5 in  
 H 50 cm / 19.7 in

Electrics  
 EU / UK – 42W (max) E27 halogen bulb incl.  
 US – 60W (max) G30 globe bulb incl.

Black braided cable (250 cm / 98 in)  
 Black metal ceiling rose (Ø 12.5 cm / 4.9 in)



# Bell



An exercise in reductionism. The polished reflective surface allows Bell to take on the characteristics of its surroundings. Formed from chrome-plated steel.

Material  
Steel

Colour  
● Mirror-finish chrome

## Bell Table Light

BET01CHEU Bell Table Fitting Chrome EU  
BET01CHEUS Bell Table Fitting Chrome US

Dimensions  
Ø 28 cm / 11 in  
H 44 cm / 17.3 in  
W 11.5 cm / 4.5 in

Electrics  
EU/UK – 42 W (max) E27 clear halogen bulb incl.  
US – 60 W (max) A19 clear incandescent bulb incl.

Black fabric cable (200 cm / 78.7 in) with rotary dimmer switch



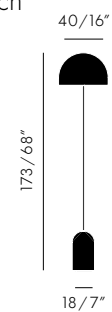
## Bell Floor Light

BES01CH-FEUM Bell Chrome Floor EU  
BES01CH-FUSM Bell Chrome Floor US

Dimensions  
Ø 40 cm / 16 in  
H 173 cm / 68 in  
W 18 cm / 7 in

Electrics  
EU/UK – 42 W (max) E27 clear halogen bulb incl.  
US – 60 W (max) A19 clear incandescent bulb incl.

Black fabric cable (200 cm / 78.7 in) with foot switch



# Blow



Made from polycarbonate with a vacuum-metallised pure copper finish.

Material  
Polycarbonate, copper

Colour  
● Copper  
● Black

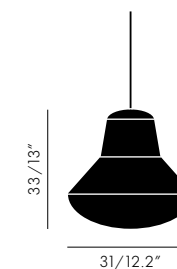
## Blow Light Copper

COS01-PEUM Blow Copper Pendant EU  
COS01-PUSM Blow Copper Pendant US

Dimensions  
Ø 31 cm / 12.2 in  
H 33 cm / 13 in

Electrics  
EU/UK – 28 W (max) E27 clear halogen bulb incl.  
US – 11 W (max) compact fluorescent bulb incl.

Black cable (250 cm / 98 in)  
Black metal ceiling rose (Ø 11.5 cm / 4.5 in)



# Cell



A light which can be used in multiple geometric configurations. Made from layers of minutely etched polished brass that filter light to cast intricate shadows.

Material  
Etched brass

Colour  
● Brass

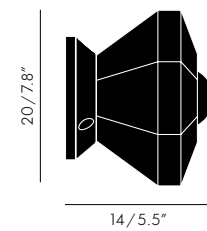
## Cell Wall Light

CLL02B-WEUM Cell Wall EU

Dimensions  
Ø 20 cm / 7.8 in  
H 11 cm / 4.3 in

Electrics  
EU/UK – 7 W (max) low-energy LED E27 brass crown bulb incl.

Not currently available in the US




## Cell Tall Pendant

CLL01B-PEUM Cell Tall Pendant EU  
CLL01B-PUSM Cell Tall Pendant US

Dimensions  
Ø 23.1 cm / 9.0 in  
H 27 cm / 10.6 in

Electrics  
EU/UK – 42 W (max) E27 clear halogen bulb incl.  
US – 40 W A19 clear incandescent bulb incl.

Clear cable (250 cm / 98.4 in)  
Black metal ceiling rose (12.5 cm / 4.9 in)



## Cell Short Pendant

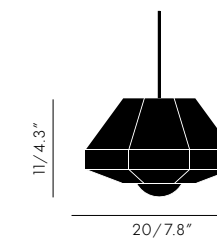
CLL02B-PEUM Cell Short Pendant EU  
CLL02B-PUSM Cell Short Pendant US

Dimensions  
Ø 20 cm / 7.8 in  
H 11 cm / 4.3 in

Electrics  
EU/UK – 7 W (max) low energy LED E27 brass crown bulb incl.  
US – 40 W G18 clear incandescent bulb incl.

Clear cable (250 cm / 98 in)  
Black metal ceiling rose (Ø 12.5 cm / 4.9 in)

Brass crown bulb shown in photograph not available in the US



# Copper



A polycarbonate sphere which is vacuum metallised either with pure copper throughout, or with copper inside and brass outside to give a double-colour effect. Available as a floor or pendant light.

**Material**  
Polycarbonate, copper, bronze

**Colour**  
● Bronze  
● Copper  
● Black

## Bronze Copper Shade Floor

MSS4501-FEUM Copper Bronze Floor EU  
MSS4501-FUSM Copper Bronze Floor US

**Dimensions**  
Ø 45 cm / 17.7 in  
H 41 cm / 16.4 in

**Electrics**  
EU/UK – 42W (max 60W) E27 clear halogen bulb incl.  
US – 60W (max 100W) G30 white globe not incl.

EU/UK – Clear cable (350 cm / 137 in) with foot switch and black rubber ring

## Bronze Copper Shade

MSS4501-PEUM Copper Bronze Pendant EU  
MSS4501-PUSM Copper Bronze Pendant US

**Dimensions**  
Ø 45 cm / 17.7 in  
H 41 cm / 16.4 in

**Electrics**  
EU/UK – 42W (max 60W) E27 clear halogen bulb incl.  
US – 60W (max 100W) G30 white globe bulb incl.

Clear cable (250 cm / 98 in)  
Black metal ceiling rose (Ø 12.5 cm / 4.9 in)

## Copper Shade

MSS45-PEUM Copper Pendant EU  
MSS45-PUSM Copper Pendant US

**Dimensions**  
Ø 45 cm / 17.7 in  
H 41 cm / 16.4 in

**Electrics**  
EU/UK – 42W (max 60W) E27 clear halogen bulb incl.  
US – 60W (max 100W) G30 white globe bulb incl.

Clear cable (250 cm / 98 in)  
Black metal ceiling rose (Ø 12.5 cm / 4.9 in)

## Copper Shade Floor

MSS45-FEUM Copper Floor EU  
MSS45-FUSM Copper Floor US

**Dimensions**  
Ø 45 cm / 17.7 in  
H 41 cm / 16.4 in

**Electrics**  
EU/UK – 42W (max 60W) E27 clear halogen bulb incl.  
US – 60W (max 100W) G30 white globe bulb not incl.

EU/UK – Clear cable (350 cm / 137 in) with foot switch and black rubber floor ring


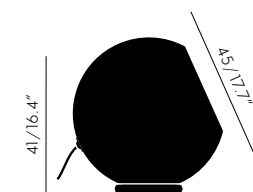
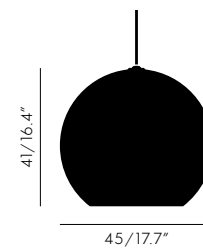
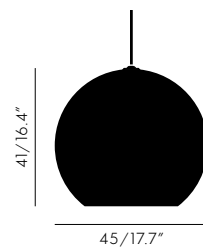
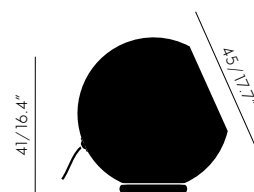
## Copper Shade 25

MSS25-PEUM Copper Pendant 25 EU  
MSS25-PUSM Copper Pendant 25 US

**Dimensions**  
Ø 25 cm / 9.9 in  
H 22.5 cm / 8.9 in

**Electrics**  
EU/UK – 28W (max 28W) E27 clear halogen bulb incl.  
US – 25W incandescent bulb incl.

Clear cable (250 cm / 98 in)  
Black ceiling rose (Ø 12.5 cm / 4.9 in)





Formed from polished stainless steel through a process of digital photo acid etching, a halogen bulb is suspended within the centre of Etch Web to make it the ultimate shadow play pendant.

**Material**  
Stainless steel

**Colour**  
● Stainless steel

## Etch Light Web Stainless Steel

ETW01S-PEUM Etch Web Steel Pendant EU  
ETW01S-PUSM Etch Web Steel Pendant US

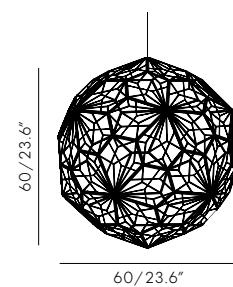
### Dimensions

Ø 60 cm / 23.6 in  
H 60 cm / 23.6 in

### Electrics

EU/UK – 42 W (max) E27 halogen bulb incl.  
US – 40 W (max) A19 clear incandescent bulb incl.

Black and white striped cable (250 cm/98 in)  
Blackened chrome ceiling rose (Ø 12.5 cm / 4.9 in)



60/23.6"

60/23.6"



Made from acid-etched sheets of metal. The metal is photo-etched, then dipped in acid to dissolve the unexposed parts, creating the pattern. The metal is then lacquered.

**Material**  
Brass, stainless steel, aluminium

**Colour**  
● Brass  
● Copper  
● Stainless steel

## Etch Shade

ETS02B-PEUM Etch Brass Pendant EU  
ETS02B-PUSM Etch Brass Pendant US  
ETS02C-PEUM Etch Copper Pendant EU  
ETS02C-PUSM Etch Copper Pendant US  
ETS02S-PEUM Etch Steel Pendant EU  
ETS02S-PUSM Etch Steel Pendant US

### Dimensions

Ø 32 cm / 12.6 in  
H 27.5 cm / 10.8 in  
L 32 cm / 12.6 in

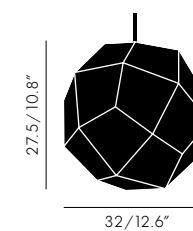
### Electrics

EU/UK – 42 W E27 clear halogen bulb incl.  
US – 40 W A19 clear incandescent bulb incl.

Brass Pendant – Black fabric cable  
(250 cm / 98 in), brass ceiling rose

Copper Pendant – Black fabric cable  
(250 cm / 98 in), copper ceiling rose

Steel Pendant – Black and white fabric cable  
(250 cm / 98 in), blackened chrome ceiling rose



27.5/10.8"

32/12.6"



# Fat



Fat Spot is a floor or table light that can be adjusted on its base to direct the light beam.

**Material**  
Polycarbonate, copper

**Colour**  
● Copper  
● Black

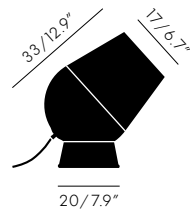
## Fat Spot

FSS02-FEUM Fat Floor EU  
FSS02-FUSM Fat Floor US

**Dimensions**  
Ø (shade) 17 cm / 6.7 in  
Ø (base) 20 cm / 7.9 in  
D 33 cm / 12.9 in

**Electrics**  
EU/UK – 28W E27 clear halogen bulb incl.  
US – 60W (max 100W) G30 white globe bulb not incl.

Black fabric cable (300 cm / 118 in) with inline switch



# Felt



Made from double-layered heat-pressed felt with a grey exterior and white interior. Available as either a pendant or floor version on a black tripod stand.

**Material**  
Heat-pressed felt

**Colour**  
● Grey (exterior)  
○ White (interior)

## Felt Shade

FSS01GW-PEUM Felt Pendant EU  
FSS01GW-PUSM Felt Pendant US

**Dimensions**  
Ø 40 cm / 15.7 in  
H 26 cm / 10.2 in

**Electrics**  
EU/UK – 42W (max 100W) clear halogen bulb incl.  
US – 60W (max 100W) G30 white globe bulb incl.

Clear cable (250 cm / 98 in)  
Black metal ceiling rose (Ø 12.5 cm / 4.9 in)



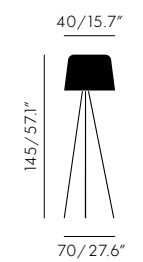
## Felt Floor

FSS01GW-FEUM Felt Floor EU  
FSS01GW-FUSM Felt Floor US

**Dimensions**  
Ø 40 cm / 15.7 in  
H 145 cm / 57.1 in  
W 70 cm / 27.6 in

**Electrics**  
EU/UK – 60W (max 100W) E27 silver crown bulb incl.  
US – 60W (max) A19 silver crown bulb not incl.

Clear cable (300 cm / 118 in) with foot switch



# Fin



A series of self-contained lights made by forcing aluminium through an extrusion die at high pressure. Six LEDs are mounted on a printed circuit board and fitted under a cast acrylic convex lens, which casts beautiful overlapping rays of light when placed in close proximity to a table or surface.

**Material**  
Aluminium, acrylic

**Colour**  
● Aluminium  
● Blue  
● Copper

## Fin Light Round

FNL01AEU Fin Light Round – Aluminium  
 FNL01BEU Fin Light Round – Blue  
 FNL01CEU Fin Light Round – Copper

**Dimensions**  
 Ø 13.4 cm / 5.3 in  
 H 12.7 cm / 5 in

**Electrics**  
 EU/UK – 6 x 1W LED 2700 K (warm white)  
 432 lumens bulb incl.

Clear cable (250 cm / 98 in)  
 Aluminium/blue/copper ceiling rose  
 (Ø 12 cm / 4.7 in)

Not currently available in the US



## Fin Light Obround

FNL02BEU Fin Light Obround Copper

**Dimensions**  
 Ø 13.4 cm / 5.3 in  
 H 29.8 cm / 11.7 in

**Electrics**  
 EU/UK – 6 x 1W LED 2700 K (warm white)  
 432 lumens bulb incl.

Clear cable (250 cm / 98 in)  
 Copper ceiling rose (Ø 12 cm / 4.7 in)

Not currently available in the US



## Fin Table Light

FNT01CEU Fin Table Light Copper

**Dimensions**  
 Ø 13.4 cm / 5.3 in  
 H 29.8 cm / 11.7 in

**Electrics**  
 EU/UK – 6 x 1W LED 2700 K (warm white)  
 432 lumens bulb incl.

Clear cable (250 cm / 98 in)  
 Black fabric cable

Not currently available in the US



# Flask



Like a mysterious chemistry experiment, the ridged and rounded Flask base refracts the light giving a warm, rippled and comforting glow, while the smoked glass hood covers the lamp fitting, reducing glare.

Material  
Glass

Colour  
● Smoke  
● Violet

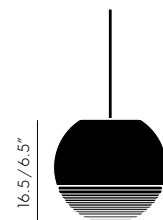
## Flask Pendant

FKL01CLS-PEUM Flask Smoke Pendant EU  
FKL01CLS-PUSM Flask Smoke Pendant US  
FKL01CLV-PEUM Flask Violet Pendant EU  
FKL01CLV-PEUM Flask Violet Pendant US

Dimensions  
Ø 18 cm / 7 in  
H 16.5 cm / 6.5 in

Electrics  
EU/UK – 20 W (max) G9 clear halogen bulb incl.  
US – 25 W G9 frosted halogen incandescent bulb incl.

Black fabric cable (250 cm / 98.4 in)  
Black metal ceiling rose (12.5 cm / 4.9 in)



# Gem



A family of angular lights, tables and mirrors taking inspiration from the facets of cut gemstones. Sand cast from nickel-plated aluminium. A ceiling rose accompanies each pendant size.

Material  
Aluminium

Colour  
● Nickel

## Gem Tall Pendant

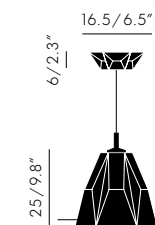
GES01N-PEUM Gem Tall Pendant EU

Dimensions  
Ø 28 cm / 11 in  
H 25 cm / 9.8 in  
Ø (ceiling rose) 16.5 cm / 6.5 in  
H (ceiling rose) 6 cm / 2.4 in

Electrics  
EU/UK – 28 W (max) E27 clear halogen bulb incl.

Clear cable (250 cm / 98.4 in)  
Aluminium ceiling rose  
Tensile wire

Not currently available in the US



# Glass



## Gem Wide Pendant

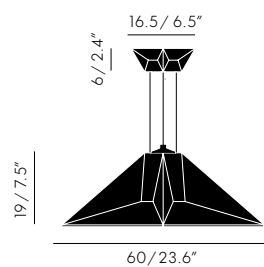
GES02N-PEUM Gem Wide Pendant EU

**Dimensions**  
 Ø 60 cm / 23.6 in (Ceiling rose)  
 H 19 cm / 7.5 in Ø 16.5 cm / 6.5 in  
 H 6 cm / 2.4 in

**Electrics**  
 EU/UK – 42 W (max) E27 clear halogen bulb incl.

Clear cable (250 cm / 98.4 in)  
 Aluminium ceiling rose  
 Tensile wires (300 cm / 118 in)

Not currently available in the US



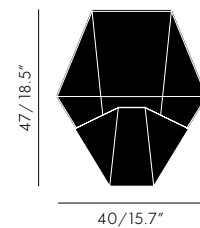
## Gem Wall Light

GEW01N-WEUM Gem Wall EU

**Dimensions**  
 Ø 40 cm / 15.7 in  
 H 47 cm / 18.5 in

**Electrics**  
 EU/UK – 28 W (max) E27 halogen golf ball globe incl.

Not currently available in the US



Made by blowing molten glass into a mould. The lights are then annealed in a kiln, hand cut and polished.

**Material**  
 Glass

**Colour**  
 ● Blue/Green

## Glass Light Bead

GLS06-PEUM Glass Bead Pendant EU  
 GLS06-PUSM Glass Bead Pendant US

**Dimensions**  
 Ø 10 cm / 3.9 in  
 H 12 cm / 4.7 in

**Electrics**  
 EU/UK – 20 W (max) G9 clear halogen bulb incl.  
 US – 25 W (max) G9 frosted halogen bulb incl.

Black fabric cable (250 cm / 98 in)  
 Black metal ceiling rose (Ø 12.5 cm / 4.9 in)



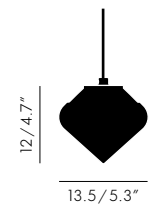
## Glass Light Top

GLS07-PEUM Glass Top Pendant EU  
 GLS07-PUSM Glass Top Pendant US

**Dimensions**  
 Ø 13.5 cm / 5.3 in  
 H 12 cm / 4.7 in

**Electrics**  
 EU/UK – 20 W (max) G9 clear halogen bulb incl.  
 US – 25 W (max) G9 frosted halogen bulb incl.

Black fabric cable (250 cm / 98 in)  
 Black metal ceiling rose (Ø 12.5 cm / 4.9 in)



# Jack



Jack is the original "sitting, stacking, lighting thing", an award-winning multifunctional object. Made from plastic through the process of air rotational moulding.

Material  
Polyethylene  
Plastic

Colour  
○ White

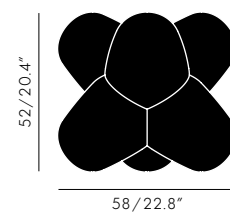
## Jack Light

JLS01N-FEUM Jack Natural Floor EU  
JLS01N-FUSM Jack Natural Floor US

Dimensions  
H 52 cm / 20.4 in  
W 58 cm / 22.8 in  
D 58 cm / 22.8 in

Electrics  
EU/UK – 5W (max) E27 low-energy bulb incl.  
US – T10 7W CFL bulb incl.  
(max Ø 36 mm / 1.4 in)

Black cable (350 cm / 137 in) with foot switch



# Lean



With a hollow base and slender arm, Lean is available in a matt black powder-coated finish.

Material  
Cast iron, black finish

Colour  
● Black

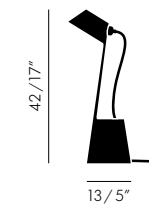
## Lean Table Light

LNL01-TEUM Lean Black Table EU  
LNL01-TUSM Lean Black Table US

Dimensions  
Ø (base) 13 cm / 5 in  
H 42 cm / 17 in

Electrics  
EU/UK – 25 W (max 40 W) E14 clear bulb incl.  
US – 25 W (max 40 W) G16.5 white globe bulb incl.

Black fabric cable (300 cm / 118 in) with inline switch



# Lustre



A series of four pendant shades, Lustre is the first stoneware object in the collection. The iridescent sheen is created using a top secret glaze containing minerals and precious metals. The end result is a striking colour change effect reminiscent of peacock feathers or oil slicks on water.

The handmade process results in a totally unique and unrepeatable finish for each individual object. No two shades look the same because the glaze fixes to the stoneware in an unpredictable way. This produces a wide spectrum of colour across each light, ranging from a pale lime to a deep bottle green.

Material  
Stoneware

Colour  
● Iridescent



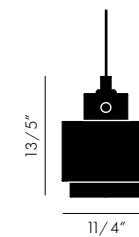
## Lustre Light Round

LUS01-PEUM Lustre Round Pendant EU  
LUS01-PUSM Lustre Round Pendant US

Dimensions  
Ø 11 cm / 4 in  
H 13 cm / 5 in

Electrics  
EU/UK – 20 W G9 clear bulb incl.  
US – 25 W (max) G9 frosted halogen bulb incl.

EU/UK – Black fabric cable (250 cm / 98 in)  
Black metal ceiling rose (Ø 12.5 cm / 4.9 in)



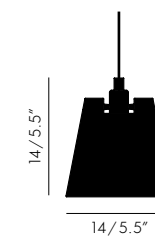
## Lustre Light Wedge

LUS02-PEUM Lustre Wedge Pendant EU  
LUS02-PUSM Lustre Wedge Pendant US

Dimensions  
Ø 14 cm / 5.5 in  
H 14 cm / 5.5 in

Electrics  
EU/UK – 20 W G9 clear bulb incl.  
US – 25 W (max) G9 frosted halogen bulb incl.

EU/UK – Black fabric cable (250 cm / 98 in)  
Black metal ceiling rose (Ø 12.5 cm / 4.9 in)





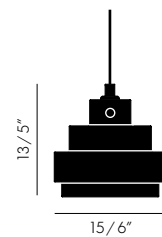
### Lustre Light Square

LUS03-PEUM Lustre Square Pendant EU  
LUS03-PUSM Lustre Square Pendant US

Dimensions  
Ø 15 cm / 6 in  
H 13 cm / 5 in

Electrics  
EU/UK – 20W G9 clear bulb incl.  
US – 25W (max) G9 frosted halogen bulb incl.

EU/UK – Black fabric cable (250 cm / 98 in)  
Black metal ceiling rose (Ø 12.5 cm / 4.9 in)



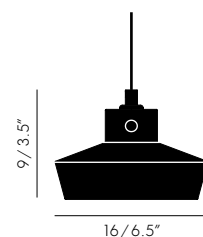
### Lustre Light Flat

LUS04-PEUM Lustre Flat Pendant EU  
LUS04-PUSM Lustre Flat Pendant US

Dimensions  
Ø 16 cm / 6.5 in  
H 9 cm / 3.5 in

Electrics  
EU/UK – 20W G9 clear bulb incl.  
US – 25W (max) G9 frosted halogen bulb incl.

EU/UK – Black fabric cable (250 cm / 98 in)  
Black metal ceiling rose (Ø 12.5 cm / 4.9 in)



# Mirror



A vacuum-metallised globe available as a floor, pendant or stand light in three different sizes: 50 cm, 40 cm and 25 cm.

Material  
Polycarbonate, aluminium

Colour  
● Clear  
● Chrome

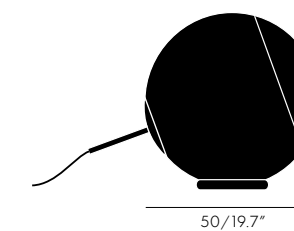
### Mirror Ball Floor 50 cm

MBB50-FEUM Mirror 50 Floor EU  
MBB50-FUSM Mirror 50 Floor US

Dimensions  
Ø 50 cm / 19.7 in

Electrics  
EU/UK – 42W (max 60W) E27 clear halogen bulb incl.  
US – 60W (max) G30 white globe bulb incl.

Clear cable (400 cm / 157.5 in) with foot switch  
Black rubber floor ring



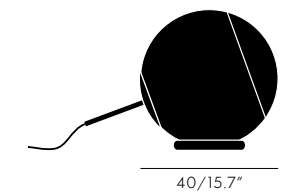
### Mirror Ball Floor 40 cm

MBB40-FEUM Mirror 40 Floor EU  
MBB40-FUSM Mirror 40 Floor US

Dimensions  
Ø 40 cm / 15.7 in

Electrics  
EU/UK – 42W (max 60W) E27 clear halogen clear bulb incl.  
US – 60W (max) G30 white globe bulb incl.

Clear cable (400 cm / 157.5 in) with foot switch  
Black rubber floor ring






### Mirror Ball 50 cm

MBB50 – PEUM Mirror 50 Pendant EU  
 MBB50A – PUSM Mirror 50 Pendant US

Dimensions  
 Ø 50 cm / 19.7 in

Electrics  
 EU / UK – 28 W (max 60 W) E27 clear halogen bulb incl.  
 US – 60 W (max) G30 white globe bulb incl.

Clear cable (250 cm / 98 in)  
 Chrome ceiling rose (Ø 16 cm / 6.25 in) for EU / UK  
 Chrome ceiling rose (Ø 11.5 cm / 4.5 in) for US



50/19.7"




### Mirror Ball 40 cm

MBB40A – PEUM Mirror 40 Pendant EU  
 MBB40A – PUSM Mirror 40 Pendant US

Dimensions  
 Ø 40 cm / 15.7 in

Electrics  
 EU / UK – 28 W (max 60 W) E27 clear halogen bulb incl.  
 US – 60 W (max) G30 white globe bulb incl.

Clear cable (250 cm / 98 in)  
 Chrome ceiling rose (Ø 16 cm / 6.25 in) for EU / UK  
 Chrome ceiling rose (Ø 11.5 cm / 4.5 in) for US



40/15.7"



### Mini Ball 25 cm

MBB25A – PEUM Mirror 25 Pendant EU  
 MBB25A – PUSM Mirror 25 Pendant US

Dimensions  
 Ø 25 cm / 9.8 in

Electrics  
 EU / UK – 25 W (max) E14 clear bulb incl.  
 US – 25 W (max) G16.5 white globe bulb incl.

Clear cable (250 cm / 98 in)  
 Chrome ceiling rose (Ø 16 cm / 6.25 in) for EU / UK  
 Chrome ceiling rose (Ø 11.5 cm / 4.5 in) for US



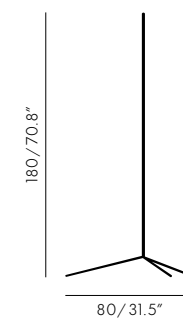
25/9.8"



### Light Tripod Stand

Dimensions  
 H 180 cm / 70.8 in  
 W 80 cm / 31.5 in

Stainless steel stand to support a maximum of six Mirror Balls



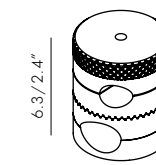
180/70.8"

80/31.5"

### Light Tripod Stand with multiple Mirror Balls

EU / UK  
 1 x LCS02 Light Tripod Stand  
 2 x MBB50 – FEUM Mirror 50 Floor EU  
 2 x MBB40 – FEUM Mirror 40 Floor EU  
 2 x MBB25 – FEUM Mirror 25 Floor EU  
 6 x LCC01 Clamps

US  
 1 x LCS02 Light Tripod Stand  
 2 x MBB50 Mirror 50  
 2 x MBB40 Mirror 40  
 4 x MBA06US Fitting  
 2 x MBB25 Mirror 25  
 2 x MBA05US Fitting  
 6 x LCC01 Clamps

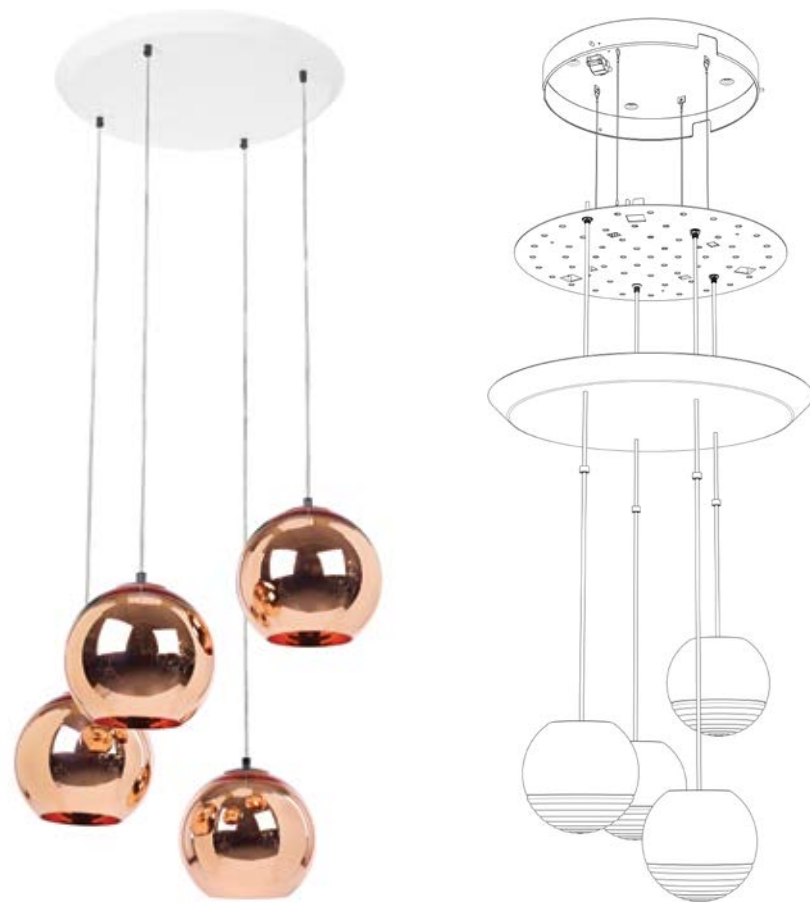


6.3/2.4"

5.1/2"



# Pendant System



A ceiling-mounted system to allow for multiple and flexible pendant configurations. Conceals unsightly wiring and holds up to 14 pendants within a single self-contained unit.

Compatible with all Tom Dixon pendants excluding Fin, Gem Wide Pendant, Cone Light Large.

Material  
Plastic, steel

Colour  
○ White

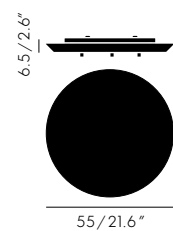
## Pendant System

CGR01EU Pendant System EU

Dimensions  
Ø 55 cm / 21.6 in  
H 6.5 cm / 2.6 in

Please contact your account manager or visit the trade download section for more details.

Not currently available in the US.



Bead and Top x 13



Flask x 9 Spiral




Mirror Ball x 3



Beat Black x 6




Cell x 3 Short, x 4 Tall



Etch x 5

# Pipe



An extruded aluminium powder-coated and anodised light in black and gold. The shade rotates to give directional light.

Material  
Extruded aluminium

Colour  
● Black  
● Gold

## Pipe Light

PPL65D-PEUM Pipe Black/Gold  
Pendant EU  
PPL65D-PUSM Pipe Black/Gold  
Pendant US

Dimensions  
Ø 15 cm / 5.9 in  
H 65 cm / 25.6 in

Electrics  
EU/UK – 42 W (max 100 W) E27 clear  
halogen bulb incl.  
US – 60 W (max 60 W) G30 white globe  
bulb incl.

Black fabric cable (250 cm / 98 in)  
Black ceiling rose (Ø 20.3 cm / 7.9 in)  
Tensile wire



# Pressed Glass



A series of lights in three shapes: Bowl, Lens and Tube. Made by compressing molten glass into a hollow core mould which is then annealed in a kiln to create a robust object.

Material  
Glass

Colour  
● Clear


## Pressed Glass Light Bowl Wall

GLS01-WEUM Glass Bowl Wall EU

Dimensions  
Ø 19.7 cm / 7.7 in  
D 13 cm / 5.1 in

Electrics  
EU/UK – 40 W (max) E27 silver crown  
mirror bulb incl.

Not currently available in the US





# Step




## Pressed Glass Light Bowl

GLS01-PEUM Glass Bowl Pendant EU  
GLS01-PUSM Glass Bowl Pendant US

**Dimensions**  
Ø 19.7 cm / 7.7 in  
H 10 cm / 3.9 in

**Electrics**  
EU/UK – 28 W (max 40 W) E27 clear halogen bulb incl.  
US – 40 W (max) A19 clear halogen bulb incl.

Clear cable (250 cm / 98 in)  
Black metal ceiling rose (Ø 12.5 cm / 4.9 in)  
Tensile wire




## Pressed Glass Light Lens

GLS02-PEUM Glass Lens Pendant EU  
GLS02-PUSM Glass Lens Pendant US

**Dimensions**  
Ø 22.5 cm / 8.8 in  
H 9.5 cm / 3.7 in

**Electrics**  
EU/UK – 28 W (max 40 W) E27 clear halogen bulb incl.  
US – 40 W (max) A19 clear halogen bulb incl.

Clear cable (250 cm / 98 in)  
Black metal ceiling rose (Ø 12.5 cm / 4.9 in)  
Tensile wire



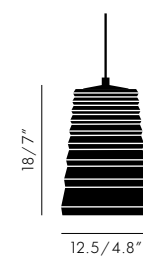
## Pressed Glass Light Tube

GLS03-PEUM Glass Tube Pendant EU  
GLS03-PUSM Glass Tube Pendant US

**Dimensions**  
Ø 12.5 cm / 4.8 in  
H 18 cm / 7 in

**Electrics**  
EU/UK – 28 W (max 40 W) E27 clear halogen bulb incl.  
US – 40 W (max) A19 clear halogen bulb incl.

Clear cable (250 cm / 98 in)  
Black metal ceiling rose (Ø 12.5 cm / 4.9 in)  
Tensile wire



Made from solid copper which is spun and hand-polished. White powder coat is applied to the exterior and a clear lacquer to the interior to prevent oxidisation.

**Material**  
Copper, white powder coat

**Colour**  
○ White  
● Copper

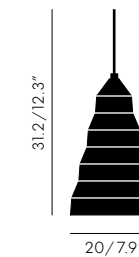
## Step Light Tall

STS01-PEUM Step Tall Pendant EU  
STS01-PUSM Step Tall Pendant US

**Dimensions**  
Ø 20 cm / 7.9 in  
H 31.2 cm / 12.3 in

**Electrics**  
EU/UK – 28 W (max) E27 clear halogen bulb incl.  
US – 60 W (max) A19 clear incandescent bulb incl.

White fabric cable (250 cm / 98 in)  
White metal ceiling rose (Ø 12.5 cm / 4.9 in)



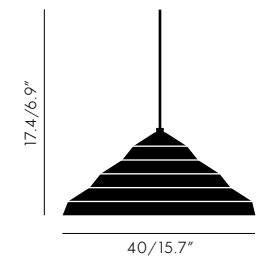
## Step Light Fat

STS02-PEUM Step Fat Pendant EU  
STS02-PUSM Step Fat Pendant US

**Dimensions**  
Ø 40 cm / 15.7 in  
H 17.4 cm / 6.9 in

**Electrics**  
EU/UK – 28 W (max) E27 clear halogen bulb incl.  
US – 60 W (max) A19 clear incandescent bulb incl.

White fabric cable (250 cm / 98 in)  
White metal ceiling rose (Ø 12.5 cm / 4.9 in)



# Void



Made from pure metal which is formed into a complex double-walled shade. The recessed shape concentrates the light into a focused beam.

**Material**  
Brass, copper, polished stainless steel

**Colour**  
● Brass  
● Copper  
● Polished Stainless Steel

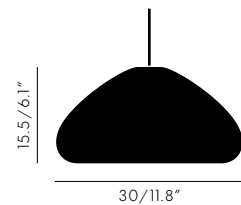
## Void Light

VOS01B-PEUM	Void Brass Pendant EU
VOS01B-PUSM	Void Brass Pendant US
VOS01C-PEUM	Void Copper Pendant EU
VOS01C-PUSM	Void Copper Pendant US
VOS01S-PEUM	Void Steel Pendant EU
VOS01S-PUSM	Void Steel Pendant US

**Dimensions**  
Ø 30 cm / 11.8 in  
H 15.5 cm / 6.1 in

**Electrics**  
EU/UK – 33 W (max) G9 clear halogen bulb incl.  
US – 25 W (max) G9 frosted halogen bulb incl.

Black fabric cable (250 cm / 98 in)  
Black metal ceiling rose (Ø 12.5 cm / 4.9 in)



**Material**  
Brass, copper, polished stainless steel

**Colour**  
● Brass  
● Copper  
● Polished Stainless Steel

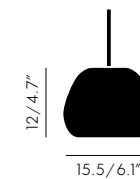
## Void Light Mini

VOS02B-PEUM	Void Mini Brass Pendant EU
VOS02B-PUSM	Void Mini Brass Pendant US
VOS02C-PEUM	Void Mini Copper Pendant EU
VOS02C-PUSM	Void Mini Copper Pendant US
VOS02S-PEUM	Void Mini Steel Pendant EU
VOS02S-PUSM	Void Mini Steel Pendant US

**Dimensions**  
Ø 15.5 cm / 6.1 in  
H 12 cm / 4.7 in

**Electrics**  
EU/UK – 33 W (max) G9 clear halogen bulb incl.  
US – 25 W (max) G9 frosted halogen bulb incl.

Black fabric cable (250 cm / 98 in)  
Black metal ceiling rose (Ø 12.5 cm / 4.9 in)



# Drum



Drum is a Space Age super-stool characterised by its bold geometry. Available upholstered in a wide range of fabrics, the compact and symmetrical shape makes Drum a mobile, adaptable, go-anywhere stool.

**Material**  
Foam, metal, upholstery

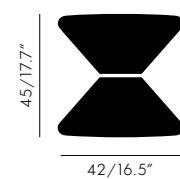
**Kvadrat standard fabrics**  
Tonus  
Remix  
Steelcut Trio  
Hallingdal  
Alloy

Refer to fabric hanger or [www.kvadrat.dk](http://www.kvadrat.dk) for full colour range

## Drum Stool

DMS02 Drum Stool

**Dimensions**  
H (seat) 45 cm / 17.7 in  
W 42 cm / 16.5 in  
Ø 45 cm / 17.7 in



# Fan



Creating an exclamation mark in the home. A dramatic and sculptural take on the traditional British Windsor chair. Made from steam-bent ash. Available with an indigo or black stain or clear lacquer and a black leather seat.

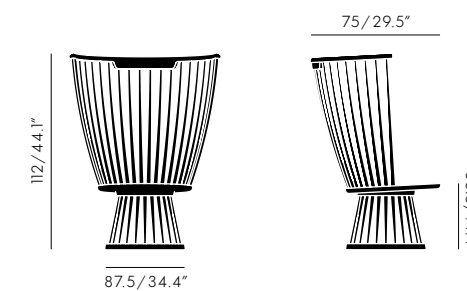
**Material**  
Ash, black leather

**Colour**  
● Black  
● Natural  
● Indigo (RAL 5022)

## Fan Chair

FAC01IN Fan Chair Indigo  
FAC01NA Fan Chair Natural  
FAC01BL Fan Chair Black

**Dimensions**  
H 112 cm / 44.1 in  
W 87.5 cm / 34.4 in  
D 75 cm / 29.5 in  
H (seat) 36.5 cm / 14.4 in





A dining chair, stool and table are extended from our much loved Fan Chair.

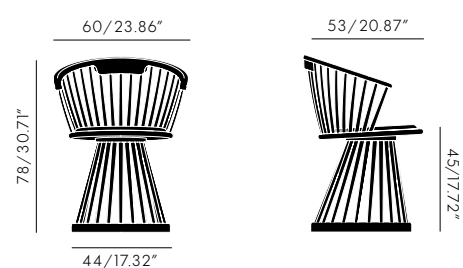
**Material**  
Birch, oak, leather

**Colour**  
● Black  
● Natural

### Fan Dining Chair

FAD01BL Fan Dining Chair Black Birch  
FAD02NA Fan Dining Chair Natural Oak

**Dimensions**  
H 78 cm / 30.7 in  
H (seat) 45 cm / 17.7 in  
W 60 cm / 23.6 in  
D 53 cm / 20.9 in



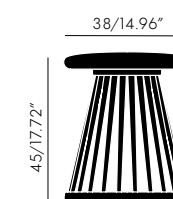
**Material**  
Leather, birch, oak

**Colour**  
● Black  
● Natural

### Fan Stool

FAP01BL-AM Fan Stool Black/Black  
FAP01BL-BM Fan Stool Black/Natural

**Dimensions**  
Ø 40 cm / 15.8 in  
H 43 cm / 16.9 in  
Ø (top) 38 cm / 15 in



# Flash



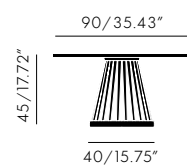
## Screw Table Top Large Fan Base Black

SCT01 Screw Table Top Large  
FAB01BL Fan Base Black Birch

Dimensions  
 Ø 40 cm / 15.8 in  
 H 43 cm / 16.9 in  
 Ø (top) 90 cm / 35.4 in

Material  
 Marble, birch

Colour  
 ● Black  
 ○ White



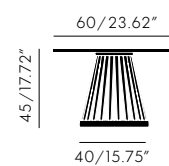
## Screw Table Top Small Fan Base Natural Oak

SCT02 Screw Table Top Small  
FAB02NA Fan Base Natural Oak

Dimensions  
 Ø 40 cm / 15.8 in  
 H 43 cm / 16.9 in  
 Ø (top) 60 cm / 23.6 in

Material  
 Marble, oak

Colour  
 ○ White  
 ● Natural



A series of highly reflective tables with an uncompromising metallic surface. The dark bronze mirrored table top and antiqued brass bases result in a highly reflective object.

Material  
 Mirrored glass, brass-plated iron

Colour  
 ● Mirrored Brass  
 ● Brass

## Flash Table Rectangle

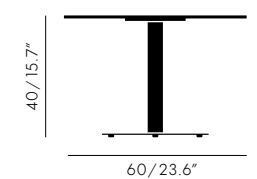
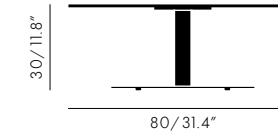
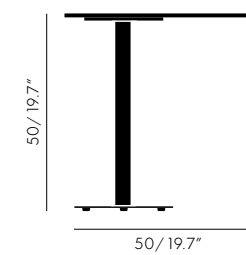
FLT01-M Flash Table Rectangle

Dimensions  
 H 50 cm / 19.7 in  
 D 30 cm / 11.8 in  
 L 50 cm / 19.7 in

## Flash Table Square

FLT03-M Flash Table Square

Dimensions  
 H 30 cm / 11.8 in  
 D 80 cm / 31.4 in  
 L 80 cm / 31.4 in



## Flash Table Circle

FLT02-M Flash Table Circle

Dimensions  
 Ø 60 cm / 23.6 in  
 H 40 cm / 15.7 in

# Gem



A family of angular lights, tables and mirrors taking inspiration from the facets of cut gemstones. Sand cast from nickel-plated aluminium.

Material  
Aluminium, mirrored glass

Colour  
● Nickel

## Gem Mirror Small

GEM01N Gem Mirror Small

Dimensions  
H 58 cm / 22.8 in  
W 61 cm / 24 in  
D 6.5 cm / 2.6 in



## Gem Mirror Medium

GEM02N Gem Mirror Medium

Dimensions  
H 80 cm / 31.5 in  
W 86 cm / 33.9 in  
D 6.5 cm / 2.6 in



## Gem Mirror Long

GEM03N Gem Mirror Long

Dimensions  
H 166 cm / 65.4 in  
W 80 cm / 31.5 in  
D 6.5 cm / 2.6 in



## Gem Table Low

GET01N Gem Table Low

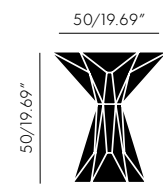
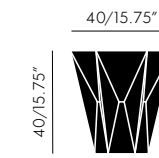
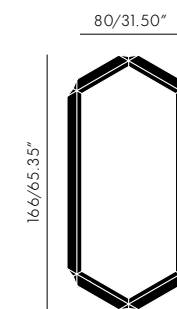
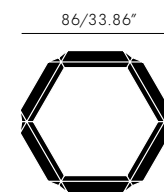
Dimensions  
Ø 40 cm / 15.8 in  
H 40 cm / 15.8 in



## Gem Table Side

GET02N Gem Table Side

Dimensions  
Ø 50 cm / 19.7 in  
H 50 cm / 19.7 in





# Offcut



Made from the waney edge of a piece of wood (an irregular piece found next to the bark). The natural version is made from oak and given a traditional finish. The fluoro version is made from birch with an RAL 2005 or black finish.

## Offcut Stool

OCS01FL Offcut Stool Fluoro  
OCS01NA Offcut Stool Natural  
OCS01BL Offcut Stool Black

Dimensions  
H 44 cm / 17.3 in  
W 45 cm / 17.7 in  
Ø (seat) 34 cm / 13.5 in

### Material

Birch (fluoro/black), oak (natural)

### Colour

- Fluoro (RAL 2005)
- Natural
- Black



# Peg



A collection of lightweight wooden furniture, designed for domestic or contract use, constructed using solid oak or birch dowels. Peg Bar Stool and Peg Lounge Chair are finished in a dark brown stain.

### Material

Oak

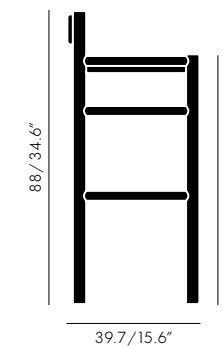
### Colour

- Dark Brown

## Peg Bar Stool

PEB02BR Peg Bar Stool


Dimensions  
H 88 cm / 34.6 in  
H (seat) 73 cm / 28.7 in  
W 44 cm / 17.3 in  
D 39.7 cm / 15.6 in



## Peg Lounge Chair

PELU02BR Peg Lounge Chair

Dimensions  
H 71.1 cm / 28 in  
H (seat) 40 cm / 15.7 in  
W 65 cm / 25.5 in  
D 62 cm / 24.4 in





A versatile table with a solid birch top and interchangeable legs in either a blached birch or black painted finish.

Material

Birch

Colour

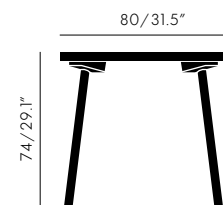
- Black
- Blached Birch

**Peg Table**

- TT01-AM Peg Table Square Natural/Black
- TT01-BM Peg Table Square Natural/Natural

Dimensions

H 74 cm / 29.1 in  
W 80 cm / 31.5 in



Material  
Birch, oak

Colour

- Fluoro (RAL 2005)
- Black
- Blached Birch
- Dark Brown




**Peg Chair**

- PEC01BL Peg Chair Black
- PEC01FL Peg Chair Fluoro
- PEC01NB Peg Chair Birch
- PEC02BR Peg Chair Dark Brown

Dimensions

H 78 cm / 30.7 in  
H (seat) 43 cm / 16.9 in  
W 53 cm / 30 in  
D 54 cm / 21.2 in



# Roll



## Peg Coat Stand


Made from turned wood, the Peg Coat Stand is flat-packed, allowing the customer to arrange the eight discs in any configuration. Available in birch with a fluoro or black finish.

PES01FL Peg Coat Stand Fluoro  
PES01BL Peg Coat Stand Black

Dimensions  
Ø 71 cm / 28 in  
H 180 cm / 70 in

Material  
Birch

Colour  
● Fluoro (RAL 2005)  
● Black



Constructed from a solid cast iron base, a metal stem and blached birch top in square or round. The rolling wheel on the base allows the tables to be configured with minimal fuss and assistance.

Material  
Blached birch, cast iron

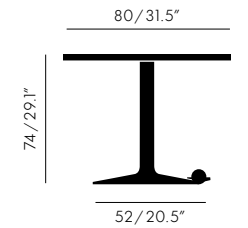
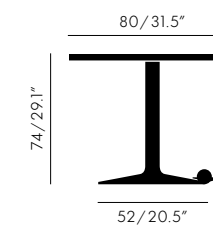
Colour  
● Blached Birch  
● Black



## Roll Table

TT01 Table Top Square Birch  
TT02 Table Top Round Birch  
ROB01-M Roll Base

Dimensions  
Ø (base) 52 cm / 20.5 in  
H 69.5 cm / 27.3 in  
Ø (top) 80 cm / 31.5 in



# Scoop



Scoop is all about comfort. It is generously proportioned with a seat that, as its name suggests, has a scooped shape, designed to hold the sitter in an enclosed space. The fluid form of Scoop is achieved by applying upholstery to an injection-moulded hard foam shell. Solid wood legs create a stable support.

**Material**  
Wood, upholstery

**Kvadrat standard fabrics:**  
Tonus  
Remix  
Steelcut Trio  
Hallingdal


Refer to fabric hanger or [www.kvadrat.dk](http://www.kvadrat.dk) for full colour range

## Scoop Chair

SCH01TO0128BL Scoop High  
SCL01TO0128BL Scoop Low

**Dimensions**  
Scoop High  
H 92 cm / 36.2 in  
W 63 cm / 24.8 in

Scoop Low  
H 69 cm / 27.2 in  
W 57 cm / 22.4 in



63 / 24.8"



57 / 22.4"

# Screw



Made from a cast iron tripod base with a white marble top. The aluminium thread allows for multiple heights by simply spinning the top. Available in two different size tops: large and small. Suitable for outdoor or indoor use.

**Material**  
Cast iron, marble, aluminium

**Colour**  
● Black  
○ White

## Screw Table Large

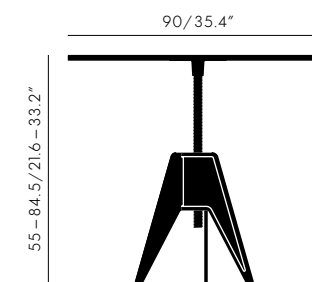
SCT01-M Screw Table Large

**Dimensions**  
Ø 90 cm / 35.4 in  
H 55-84.5 cm / 21.6-33.2 in

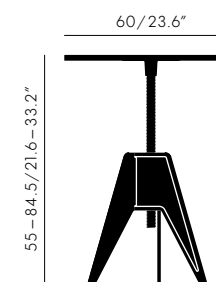
## Screw Table Small

SCT02-M Screw Table Small


**Dimensions**  
Ø 60 cm / 23.6 in  
H 55-84.5 cm / 21.6-33.2 in



55-84.5/21.6-33.2"



55-84.5/21.6-33.2"



## Birch Small Round Top Screw Base

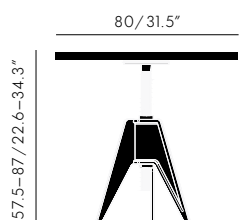
A round blanché birch table top with a cast iron tripod base with aluminium screw for adjustable height.

TT02 Table Top Round  
Blanché Birch  
SCB02 Screw Base

**Dimensions**  
Ø (top) 80 cm / 31.5 in  
H 55-84.5 cm / 21.6-33.2 in


**Material**  
Blanché birch, cast iron, aluminium

**Colour**  
● Blanché Birch  
● Black



57.5-87/22.6-34.3"

# Slab



Made from solid oak in a black or natural lacquer with a deeply brushed surface, the Slab collection consists of a bar stool, chair and dining table.

**Material**  
Oak, cast iron

**Colour**  
● Black  
● Natural

## Slab Bar Stool

WOS01BL Slab Bar Stool Black  
WOS01NA Slab Bar Stool Natural

**Dimensions**  
H 76 cm / 29.9 in  
H (cast iron foot ring) 25 cm / 9.8 in  
Ø (seat) 35 cm / 13.7 in  
W 53 cm / 20.8 in



## Slab Chair

WOD01BL Slab Chair Black  
WOD01NA Slab Chair Natural  
WOU01BL Back Rest + Seat Pad  
(black leather)

**Dimensions**  
H 75 cm / 29.5 in  
H (seat) 45 cm / 17.7 in  
W 47 cm / 18.5 in  
D 64 cm / 25.1 in

Back Rest and Seat Pad have zips to remove them from the chair

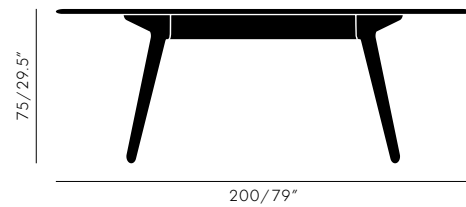





### Slab Dining Table

WOT03BL-M Slab Table Black  
 WOT03NA-M Slab Table Natural

Dimensions  
 H 75 cm / 29.5 in  
 W 90 cm / 35.5 in  
 D 200 cm / 79 in



# Spun



Space Age, Art Deco or Pop — many potential influences can be read into these 3 pieces of ultra-expressive occasional furniture. Made from solid brass sheets that are hand spun, welded and polished to a mirror finish. The Champagne Bucket is formed of 2 parts.

Material  
 Brass

Colour  
 ● Brass

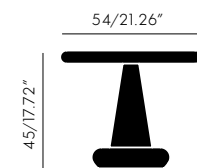
# Tube



**Spun Table Short**

SUT01B Spun Table Short Brass

Dimensions  
Ø 54 cm / 21.3 in  
H 45 cm / 17.7 in



**Spun Table Tall**

SUT02B Spun Table Tall Brass

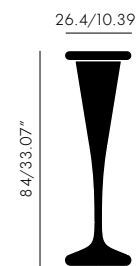
Dimensions  
Ø 39 cm / 15.4 in  
H 70 cm / 27.6 in



**Spun Champagne Bucket**

SUT03B Spun Champagne  
Bucket Brass

Dimensions  
Ø 26.4 cm / 10.4 in  
H 84 cm / 33.1 in



A white polished marble top with  
a metallised brass base.



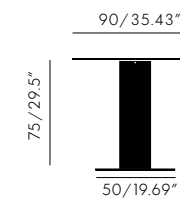
**Screw Table Top Large  
Tube Base Brass**

TUB01B Tube Base Brass  
SCT01 Screw Table Top Large


Dimensions  
Ø 50 cm / 19.7 in  
H 73 cm / 28.7 in  
Ø (top) 90 cm / 35.4 in

Material  
Marble, brass-plated iron

Colour  
○ White  
● Brass



# Wingback



The Wingback collection consists of a high back chair, sofa and footstool. Traditionally manufactured, with an upholstered solid wood frame. Available with either a natural or black lacquered finish to the turned legs.

**Material**  
Fanny Aronsen / Kvadrat Harald

**Fabric**  
Harald  
Hallingdal

Refer to fabric hanger for full colour range

## Wingback Chair


WBC01HR1180BL Wingback Chair  
Black Legs  
WBC01HR1180NA Wingback Chair  
Natural Legs

**Dimensions**  
H 127 cm / 50 in  
H (seat) 41 cm / 16.1 in  
W 67 cm / 26.4 in  
D 90 cm / 35.4 in  
D (seat) 56 cm / 22 in

## Wingback Footstool

WBF01HR1180BL Wingback Footstool  
Black Legs  
WBF01HR1180NA Wingback Footstool  
Natural Legs

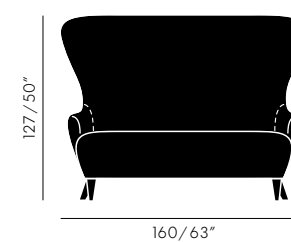
**Dimensions**  
H 40 cm / 15.7 in  
W 50 cm / 19.7 in  
D 45 cm / 17.7 in



## Wingback Sofa 2 Seater

WBS01HR1180BL Wingback Sofa 2  
Seater Black Legs  
WBS01HR1180NA Wingback Sofa 2  
Seater Natural Legs

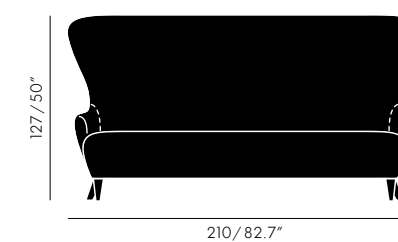
**Dimensions**  
H 127 cm / 50 in  
H (seat) 41 cm / 16.1 in  
W 160 cm / 63 in  
D 90 cm / 35.4 in  
D (seat) 56 cm / 22 in



## Wingback Sofa 3 Seater

WBS02HR1180BL Wingback Sofa 3  
Seater Black Legs  
WBS02HR1180NA Wingback Sofa 3  
Seater Natural Legs

**Dimensions**  
H 127 cm / 50 in  
H (seat) 41 cm / 16.1 in  
W 210 cm / 82.7 in  
D 90 cm / 35.4 in  
D (seat) 56 cm / 22 in





# Y Chair



Sled Base (shown as black shell/black base)



Swivel Base (shown as white shell/aluminium base)



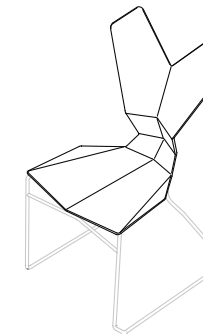

Wood Base (shown as black shell/natural oak base)

## How to Specify

### 1 Shell

● Black

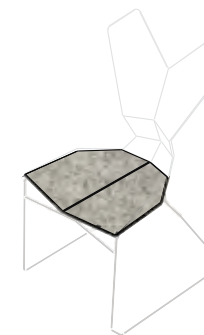
○ White



### 2 Seat Pad


Divina Melange 2

- Light Grey (120\*)
- Grey (170\*)
- Dark Grey (180\*)
- Yellow (421\*)



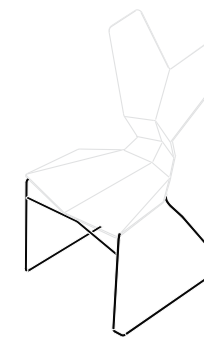
Seat & Back Pad  
Divina Melange 2

- Light Grey (120\*)
- Grey (170\*)
- Dark Grey (180\*)
- Yellow (421\*)



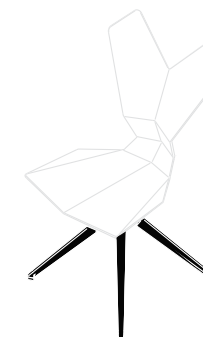
### 3 Sled Base

● Black  
○ White



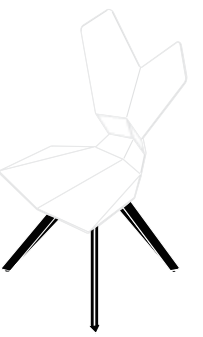
Swivel Base

● Black  
● Aluminium



Wood (Oak) Base

● Black  
● Natural



\* Kvadrat colour codes

## Y Chair

A product which balances the three most important requirements demanded of a contract chair. Durability, a striking silhouette and an ergonomic form.

The Y Chair's expressive shape is injection moulded in glass-reinforced nylon (PA6-GF30) which means that the material can be recycled, is fatigue resistant, and absorbs shock and load through its flexibility.

### Shell

The textured nylon shell is available in both black (RAL 9005) and white (RAL 9010). Custom colours are available for volume orders.

### Bases

The Sled base is made of steel and suitable for occasional outdoor use; available in black (RAL 9005) or white (RAL 9010) powder coat and will stack to a maximum of 8 units.

The Swivel base is made of sandblasted aluminium and is available in clear lacquer or black powder coat.

The Wood base is made of natural oak and is available with a clear lacquer or black stain. A copper-plated stretcher completes the base.

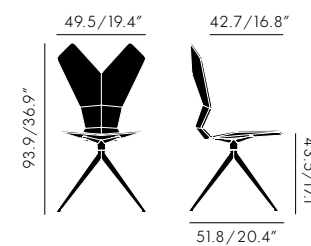
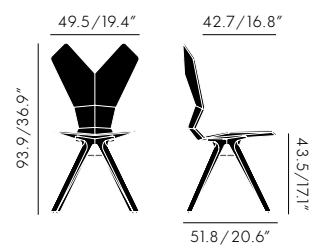
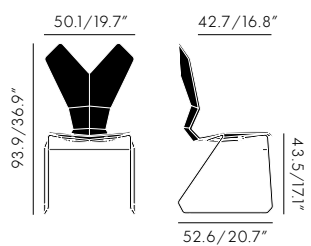
All options come with nylon feet (felt feet are available on request).

### Upholstery

The Y chair is also available upholstered with either a seat pad or a seat & back pad. The upholstery is made from thermo compressed foam covered with Kvadrat Divina Melange 2 fabric, affixed to the shell with industrial adhesive. The upholstered version for the Sled base can be ordered with an optional stacking plate to protect the upholstery.

### Environment & Tests

The Y chair can be easily dismantled and is 100% recyclable. The chairs have been tested for general contract use and are suitable for the following applications: office buildings, showrooms, public halls, function rooms, cafés, restaurants, canteens, banks, bars and the home.



# Aluminium Knob



Made from cast aluminium. The exterior is powder coated for a glossy finish, and brass lacquered on the interior.

**Material**  
Cast aluminium, brass lacquer, black powder coat

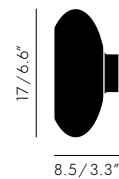
**Colour**  
● Black  
● Brass

## Aluminium Knob

KNA01 Aluminium Knob

**Dimensions**  
Ø 17 cm / 6.6 in  
D 8.5 cm / 3.3 in

Not suitable for use on glass doors  
Wall fixing not included



112

# Beat Vessels



A group of floor vessels in three unique shapes. Made from brass, the Beat Vessels are spun and welded in separate parts to create their form.

**Material**  
Spun brass

**Colour**  
● Brass

## Beat Vessel Tall

BRV01 Beat Vessel Tall

**Dimensions**  
Ø 25 cm / 9.8 in  
H 109 cm / 42.9 in

## Beat Vessel Drop

BRV02 Beat Vessel Drop

**Dimensions**  
Ø 55 cm / 21.7 in  
H 96 cm / 37.8 in

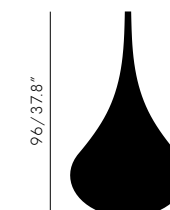
## Beat Vessel Top

BRV03 Beat Vessel Top


**Dimensions**  
Ø (centre) 44 cm / 17.3 in  
Ø (base) 20 cm / 7.9 in  
H 75 cm / 29.5 in



25/9.8"



55/21.7"



20/7.9"

113

# Etch



Made from acid-etched sheets of metal. The metal is photo-etched, then dipped in acid to dissolve the unexposed parts, creating the pattern. The metal is then lacquered.

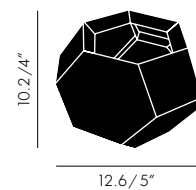
## Etch Tea Light Holder

- ETC02B Etch Tea Light Holder Brass
- ETC02C Etch Tea Light Holder Copper
- ETC02S Etch Tea Light Holder Stainless Steel

**Material**  
Brass, stainless steel, aluminium

**Dimensions**  
Ø 12.6 cm / 5 in  
H 10.2 cm / 4 in

- Colour**
- Brass
  - Copper
  - Stainless Steel



# Glass Knob



Made by compressing molten glass into a hollow core aluminium mould. The Glass Knob is then annealed in a kiln for robustness, before being polished.

**Material**  
Glass

- Colour**
- Lecko
  - Butter
  - Blue

## Glass Knob Small

- KNG01P Glass Knob Small Lecko
- KNG01Y Glass Knob Small Butter
- KNG01B Glass Knob Small Blue

**Dimensions**  
Ø 12 cm / 4.7 in  
D 5.5 cm / 2.2 in

Wall fixings not included

Door fixing available. Not suitable for use on glass doors

## Glass Knob Large

- KNG02P Glass Knob Large Lecko
- KNG02Y Glass Knob Large Butter
- KNG02B Glass Knob Large Blue

**Dimensions**  
Ø 24 cm / 9.4 in  
D 7 cm / 2.8 in

Wall fixings not included

Door fixing available, not suitable for use on glass doors



# Spin



A rotating mobile made from cast iron. The arms can be locked into place. The candelabra takes a variety of candle sizes.


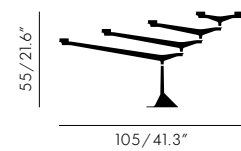
Material  
Cast iron, black powder coat

Colour  
● Black

## Spin Table Candelabra

SPT01 Spin Table Candelabra

Dimensions  
H 55 cm / 21.6 in  
W 105 cm / 41.3 in





# Projects



Previous page:  
Zoo Bar, Copenhagen, Denmark  
Interior design: Roomstore  
Photographer: Brian Buchard  
Dealer: Roomstore  
Beat Light → p. 49  
Mirror Ball → p. 75  
Pressed Glassed Light → p. 81  
Slab Bar Stool → p. 102

Below:  
Triniti Restaurant and Bar, Houston, USA  
Interior design/architect: MC<sup>2</sup> Architects  
Photographer: Cristina Kooker,  
Debora Smail, Steven Gutierrez  
Etch Shade → p. 61  
Slab Chair → p. 103

Right:  
Triniti Restaurant and Bar, Houston, USA  
Interior design/architect: MC<sup>2</sup> Architects  
Photographer: Cristina Kooker,  
Debora Smail, Steven Gutierrez  
Etch Shade → p. 61  
Slab Chair → p. 103



Below:  
Fish Market restaurant, Reykjavik, Iceland  
Interior design: Leifur Welding  
Photographer: Bjorn Arnason  
Dealer: Lumex  
Beat Light → p. 49

Right:  
Macquarie Group Limited, London, UK  
Interior design: Clive Wilkinson Architects  
Executive architect: Pringle Brandon  
Photographer: Riddle Stagg  
Wingback → p. 108







Previous page:  
Newmarket Hotel, Melbourne, Australia  
Interior design: Six Degrees Architects  
Photographer: Greg Elms  
Dealer: Dedece  
Beat Light → p. 49

Below:  
Go Morgen Danmark,  
Copenhagen, Denmark  
Interior design: Fobsi Studio  
Photographer: Bjørn Bertheussen  
Scoop Chair → p. 100

Right:  
Grill Market restaurant, Reykjavik, Iceland  
Interior design: Leifur Welding  
Photographer: Bjorn Arnason  
Dealer: Lumex  
Etch Shade → p. 61





Previous page:  
Nottingdale Café, London, UK  
Interior design: Found Associates  
Photographer: Hufon & Crow  
Dealer: Twentytwentyone  
Slab Chair → p.103


Below:  
Radisson Blu Aqua Hotel, Chicago, USA  
Interior design: Graven Images  
Architect: Studio Gang Architects,  
Loewenberg Architects  
Photographer: Teviot Creative  
Wingback Chair → p.108

Right:  
Corinthia Hotel, London, UK  
Interior design: GA Design  
Photographer: Barbara Kraft  
Wingback Chair → p.108



Below:  
The Moluccas Room restaurant, Singapore  
Interior design: Metropolitan Office  
Experimental  
Photographer: Aaron Poon  
Beat Light → p. 49

Right:  
Tom Dixon Shop, London, UK  
Interior design: Tom Dixon  
Photographer: Tom Mannion  
Copper Shade Floor → p. 59  
Slab Chair → p. 103  
Slab Dining Table → p. 104  
Step Light → p. 83  
Void Light → p. 84






Previous page:  
Holland Casino, Scheveningen,  
The Netherlands  
Photographer: Irene van der Meijs  
Void Light → p. 84

Below:  
Sven-Harrys restaurant,  
Stockholm, Sweden  
Interior design: Johanna Egnell,  
Åke Axelsson  
Photographer: Mona Åström (Gulled)  
Dealer: Gulled  
Beat Light → p.49

Right:  
L'and Vineyards restaurant,  
Montemor-o-Novo, Portugal  
Architect: Promontorio  
Interior design: Studio MK27  
Marcio Kogan, Diana Radomysler,  
Suzana Glogowski  
Photographer: Carlos Cezanne  
Dealer: Brinklicht  
Void Light → p. 84







Previous:  
Aamanns Takeaway,  
Copenhagen, Denmark  
Architect: Anders Busk Faarborg  
Interior design: Co & Create  
Photographer: BB Photography  
Dealer: Room Store  
Slab Chair → p. 103

Below:  
Cultural Centre Zuid57,  
The Hague, The Netherlands  
Interior design and architect:  
Workshop of Wonders  
Photographer: Cornbread Works  
Peg Chair → p. 97  
Etch Shade → p. 61

Right:  
CinemaxX Entertainment GmbH & Co. KG,  
Oldenburg Germany  
Interior design: Belinda Müll  
— Studio Elbglanz  
Dealer: LUV  
Photographer: Oliver Heinemann  
Mirror Ball → p. 76  
Mini Ball → p. 76



Below:  
The Collection restaurant, London, UK  
Interior design: Design Research Studio  
Photographer: Ed Reeve  
Mirror Ball → p. 76  
Mini Ball → p. 76  
Peg Chair → p. 97



Right:  
The Collection restaurant, London, UK  
Interior design: Design Research Studio  
Photographer: Ed Reeve  
Slab Bar Stool → p. 102



Below:  
Westfield Stratford City – Café Court,  
London, UK  
Interior design: Westfield Design Team  
Photographer: Carmen Valiño  
Dealer: Conran Contracts  
Slab Chair → p.103

Right:  
Westfield Stratford City – Café Court,  
London, UK  
Interior design: Westfield Design Team  
Photographer: Carmen Valiño  
Dealer: Conran Contracts  
Slab Bar Stool → p.102




Below:  
CitizenM Glasgow Hotel, Scotland  
Architect: Concrete Architectural Associates  
Photographer: Richard Powers  
Pressed Glass Light → p. 81

Right:  
CitizenM Glasgow Hotel, Scotland  
Architect: Concrete Architectural Associates  
Photographer: Richard Powers  
Peg Chair → p. 97



Below:  
Aamanns Takeaway,  
Copenhagen, Denmark  
Architect: Anders Busk Faarborg  
Interior design: Co & Create  
Photographer: BB Photography  
Dealer: Room Store  
Slab Chair → p. 103

Right:  
King & Grove, New York, USA  
Architect: Gensler  
Interior Design: Susan Jaques,  
Matthew Rolston  
Photographer: Michael Kleinberg  
Mirror Ball → p. 76  
Mini Ball → p. 76



## Index

Aluminium Knob	→ p. 112	Fin Light Obround	→ p. 65
Ball	→ p. 44	Fin Light Round	→ p. 64
Base Floor Light	→ p. 46, 48	Fin Table Light	→ p. 63
Base Table Light	→ p. 46, 48	Flash Table Circle	→ p. 91
Base Wall Light	→ p. 45, 47	Flash Table Rectangle	→ p. 91
Beat Light Fat	→ p. 50, 51, 52	Flash Table Square	→ p. 91
Beat Light Stout	→ p. 49, 50, 53	Flask Pendant	→ p. 66
Beat Light Tall	→ p. 50, 51, 53	Gem Mirror Small	→ p. 92
Beat Light Wide	→ p. 49, 51, 52	Gem Mirror Medium	→ p. 92
Beat Vessel Drop	→ p. 113	Gem Mirror Long	→ p. 93
Beat Vessel Tall	→ p. 113	Gem Table Low	→ p. 93
Beat Vessel Top	→ p. 113	Gem Table Side	→ p. 93
Blow Light Copper	→ p. 55	Gem Tall Pendant	→ p. 67
Bronze Copper Shade	→ p. 58	Gem Wide Pendant	→ p. 68
Bronze Copper Shade Floor	→ p. 58	Gem Wall Light	→ p. 68
Cell Wall Light	→ p. 56	Glass Knob Large	→ p. 115
Cell Tall Pendant	→ p. 57	Glass Knob Small	→ p. 115
Cell Short Pendant	→ p. 57	Glass Light Bead	→ p. 69
Copper Shade 25	→ p. 59	Glass Light Top	→ p. 69
Copper Shade	→ p. 59	Jack Light	→ p. 70
Copper Shade Floor	→ p. 59	Lean Table Light	→ p. 71
Drum Stool	→ p. 86	Light Tripod Stand	→ p. 77
Etch Light Web Stainless Steel	→ p. 60	Lustre Light Flat	→ p. 74
Etch Tea Light Holder	→ p. 114	Lustre Light Round	→ p. 73
Etch Shade	→ p. 61	Lustre Light Square	→ p. 74
Fan Chair	→ p. 87	Lustre Light Wedge	→ p. 73
Fan Dining Chair	→ p. 88	Mini Ball 25 cm	→ p. 76
Fan Stool	→ p. 89	Mirror Ball 40 cm	→ p. 76
Screw Table Top Large Fan Base Black	→ p. 90	Mirror Ball 50 cm	→ p. 76
Screw Table Top Small Fan Base Natural Oak	→ p. 90	Mirror Ball Floor 40 cm	→ p. 75
Fat Spot	→ p. 62	Mirror Ball Floor 50 cm	→ p. 75
Felt Shade	→ p. 63	Mirror Ball on Light Tripod Stand	→ p. 77
Felt Floor	→ p. 63	Offcut Stool	→ p. 94

Peg Bar Stool	→ p. 95
Peg Chair	→ p. 97
Peg Coat Stand	→ p. 98
Peg Lounge Chair	→ p. 95
Peg Table	→ p. 96
Pendant System	→ p. 78
Pipe Light	→ p. 80
Pressed Glass Light Bowl	→ p. 82
Pressed Glass Light Bowl Wall	→ p. 81
Pressed Glass Light Lens	→ p. 82
Pressed Glass Light Tube	→ p. 82
Roll Table	→ p. 101
Scoop Chair High	→ p. 100
Scoop Chair Low	→ p. 100
Screw Table Large	→ p. 101
Screw Table Small	→ p. 101
Birch Small Round Top Screw Base	→ p. 101
Slab Bar Stool	→ p. 102
Slab Chair	→ p. 103
Slab Dining Table	→ p. 104
Spin Table Candelabra	→ p. 116
Spun Champagne Bucket	→ p. 106
Spun Table Short	→ p. 106
Spun Table Tall	→ p. 106
Step Light Fat	→ p. 83
Step Light Tall	→ p. 83
Void Light	→ p. 84
Void Light Mini	→ p. 85
Wingback Chair	→ p. 108
Wingback Footstool	→ p. 108
Wingback Sofa 2 Seater	→ p. 109
Wingback Sofa 3 Seater	→ p. 109
Y Chair	→ p. 110

## Distribution

---

Sales enquiries:  
sales@tomdixon.net  
T: +44 (0)20 7400 0500  
F: +44 (0)20 7400 0501

---

USA:  
united\_states@tomdixon.net  
T: +1 201 984 5599  
F: +1 718 228 8378

---

Tom Dixon Shop:  
retail@tomdixon.net  
T: +44 (0)20 7183 9725

---

Press:  
press@tomdixon.net  
T: +44 (0)20 7183 9725

---

tomdixon.net

## Credits

---

Styling:  
Design Research Studio

Photography:  
Peer Lindgreen

---

Design:  
Mind Design / minddesign.co.uk

Copyright ©2013 Design Research Ltd.

All the designs shown in this catalogue are protected under law. Design Research Ltd has the property rights to manufacture and sell these products and holds the exclusive manufacturing and distribution rights worldwide. Copying will be prosecuted.

Please note that all colour swatches featured here are for reference only and may differ in actuality.

From time to time product specifications may change. Please confirm details with our Customer Service department at the time of ordering.

